

2.7.1 – Student Satisfaction Survey (SSS) on overall institutional performance (Institution may design the questionnaire) (results and details be provided as weblink)

**These are the guidelines to take SSS as per new manual of NAAC
24.02.2020**

13. Student Satisfaction Survey (SSS):

It will be conducted as per the following conditions:

- a) SSS will be conducted simultaneously with DVV process.
- b) Higher Education Institutions (HEIs) have to strictly upload data of at least 50% of currently enrolled students as per data template format of excel sheet given in portal.**
- c) The SSS questionnaire (20 objective & 01 subjective) will be e-mailed to all students and the following rule will be applied for processing the responses.
 - i. For colleges – (UG/PG and Autonomous) responses should be received from at least 10% of the student population or 100, whichever is lesser.**
 - ii. For Universities – 10% of the student population or 500, whichever is lesser.
- d) If the response rate is lower than the limits mentioned by NAAC, the metric will not be taken up for evaluation.
- e) SSS will be completed within one month after its initiation


Principal
Yashwantrao Chavan College
Ambajogai

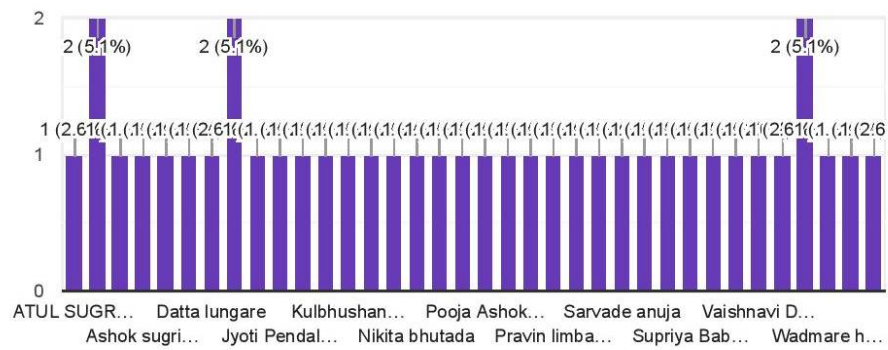
M.S.P. Mandals Yeshwnatrao Chavan Arts, Commerce and Science College, Ambajogai Dist. Beed, Maharashtra Student Satisfaction Survey - Academic Year 2019-20 SSS 2019-20

39 responses

[Publish analytics](#)

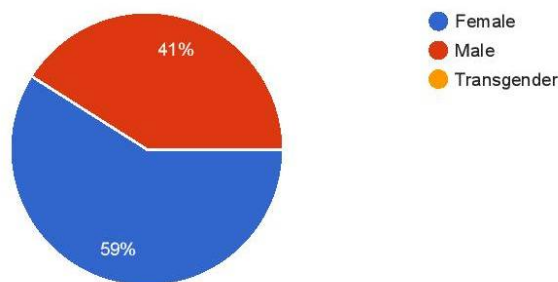
Name of the Student

39 responses



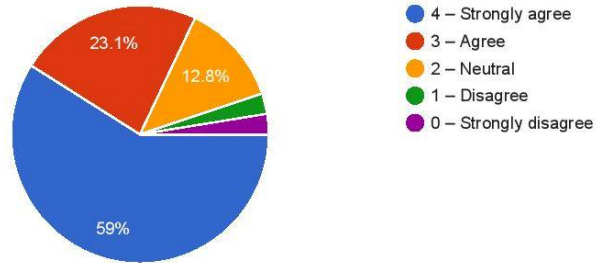
Gender

39 responses



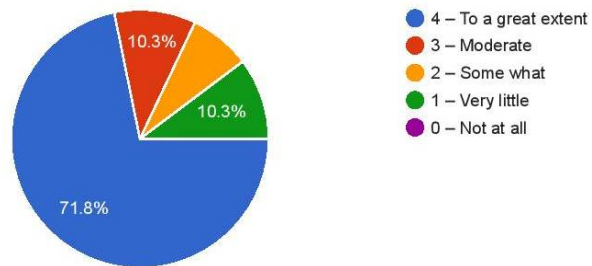
17. Teachers encourage you to participate in extracurricular activities.

39 responses



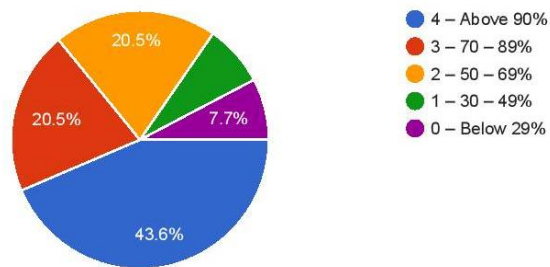
18. Efforts are made by the institute/ teachers to inculcate soft skills, life skills and employability skills to make you ready for the world of work.

39 responses



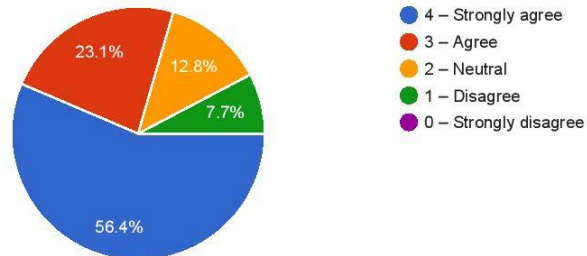
19. What percentage of teachers use ICT tools such as LCD projector, Multimedia, etc. while teaching.

39 responses



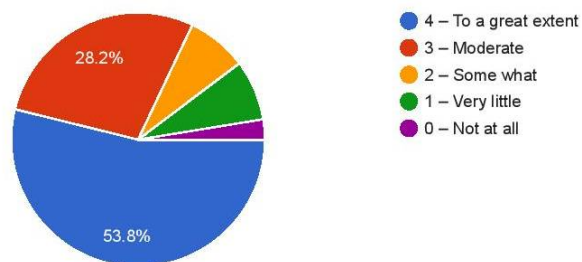
15. The institution makes effort to engage students in the monitoring, review and continuous quality improvement of the teaching learning process.

39 responses



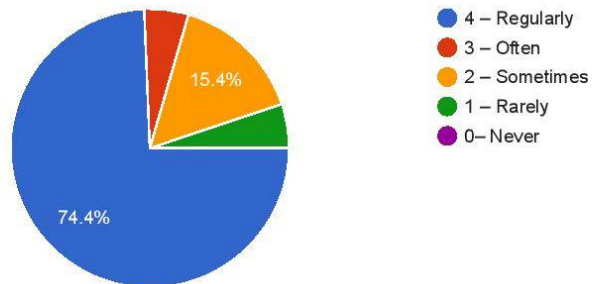
16. The institute/ teachers use student centric methods, such as experiential learning, participative learning and problem solving methodologies for enhancing learning experiences.

39 responses



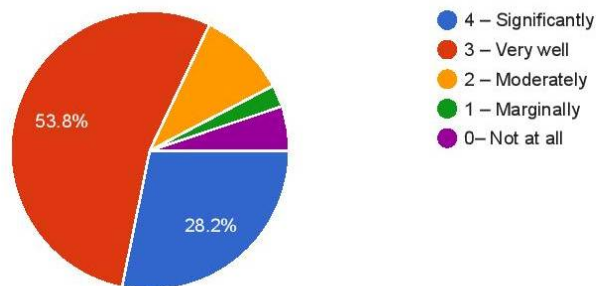
7. The institute takes active interest in promoting internship, student exchange, field visit opportunities for students.

39 responses



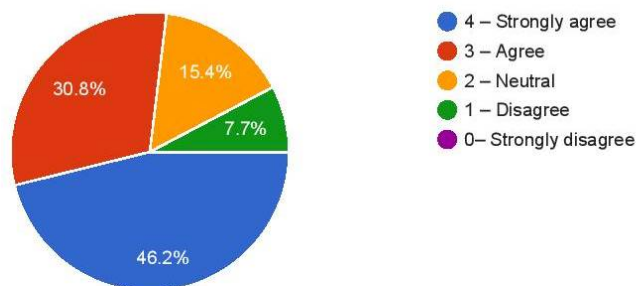
8. The teaching and mentoring process in your institution facilitates you in cognitive, social and emotional growth.

39 responses



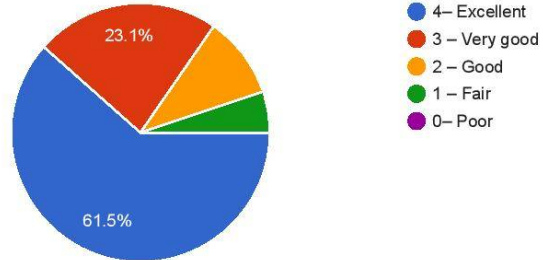
9. The institution provides multiple opportunities to learn and grow.

39 responses



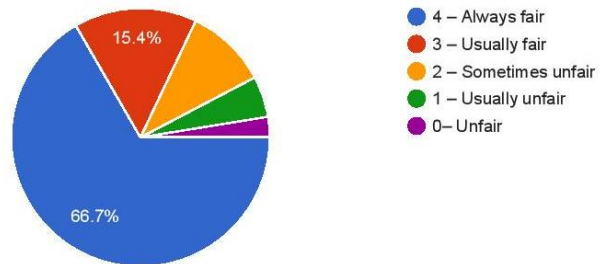
4. The teacher's approach to teaching can best be described as

39 responses



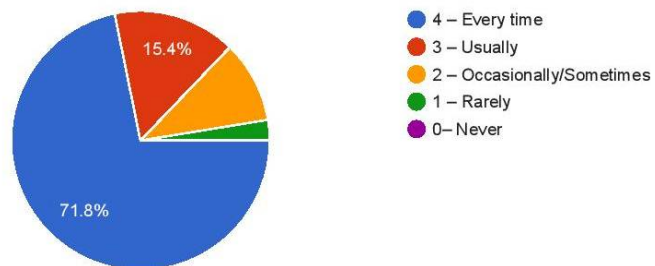
5. Fairness of the internal evaluation process by the teachers.

39 responses



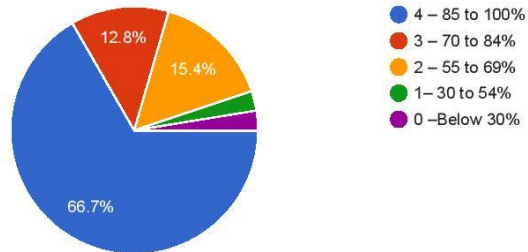
6. Was your performance in assignments discussed with you?

39 responses



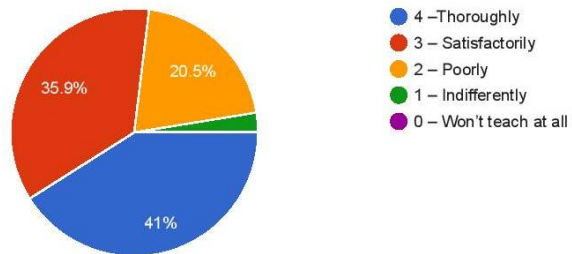
1. How much of the syllabus was covered in the class?

39 responses



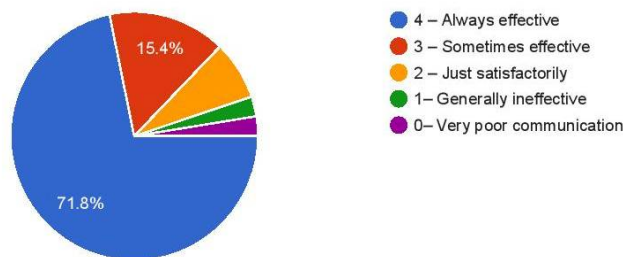
2. How well did the teachers prepare for the classes?

39 responses



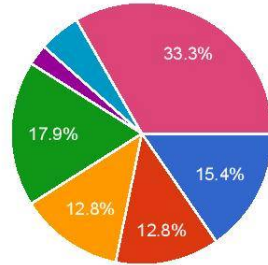
3. How well were the teachers able to communicate?

39 responses



Graduation/Post Graduation Degree Programme

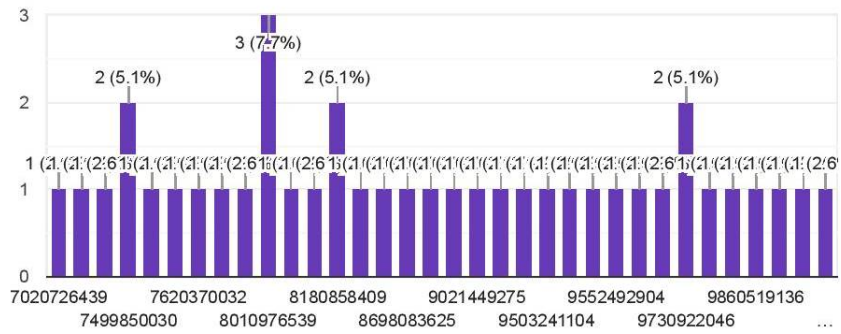
39 responses



- Bachelor of Arts Third Year, VI Semester
- Bachelor of Commerce Third Year, VI Semester
- Bachelor of Science Third Year VI Semester
- Master of Arts, Subject: Engli...
- Master of Arts, Subject: Politic...
- Master of Arts, Subject: Econ...
- Master of Commerce IV Sem...

Mobile Number

39 responses

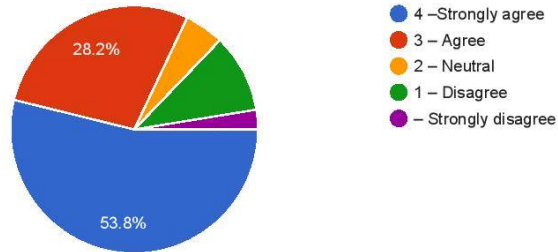


Instructions to fill the questionnaire



20. The overall quality of teaching-learning process in your institute is very good.

39 responses



21. Give three observation / suggestions to improve the overall teaching - learning experience in your institution.

39 responses

No

Institute should gave the more oppotunities for students to establish their career through the internships, college campus.

Best experience

- 1) Their is no computer labrotory avaiable in last three year
- 2) poor facilities tolite

Strongly agreee ,disagree, nevar

Problem of computer lab
Need to support extra curricular activities
Need to support on soft skills of students

Improvement in ICT Lab

This content is neither created nor endorsed by Google. [Report Abuse](#) - [Terms of Service](#) - [Privacy Policy](#)

Google Forms



2.7.1 – Student Satisfaction Survey (SSS) on overall institutional performance (Institution may design the questionnaire) (results and details be provided as weblink)

- Questionnaire according to the new guidelines of NAAC is prepared and sent to the Final Year students of Graduation and Post Graduation.

Sr.No.	Name of the Class	Admitted Strength
1.	B.A. III Yr. Semester VI	35
2.	B.Com. III Yr. Semester VI	28
3.	B.Sc. III Yr. Semester VI	22
4.	M.A. English II Yr. Semester IV	12
5.	M.A. Economics II Yr. Semester IV	10
6.	M.A. Political Science II Yr. Semester IV	12
7.	M.Com. II Yr. Semester IV	42
Total No. of students		161

- As per the new manual of NAAC published on 24.02.2020, the guidelines are followed and the prepared questionnaire in the google form is sent to the students. It is expected to have at least 10% responses.
- We received feedback for SSS of 39 students of which of the analysis is provided on the college website link: www.yccamb.in/ss


Principal
Yashwantrao Chevan College
Ambajogai